



# WEEKLY COVID-19 VACCINE TRACKER

## RETURNING TO NORMALCY

MANY REASONS FOR OPTIMISM IN THE U.S.

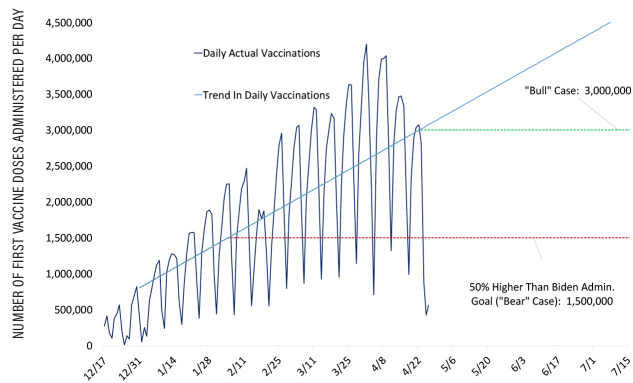


AS OF 04/29/21

This weekly tracker shows key metrics covering the spread of COVID and the progress of the vaccination. An analysis estimates a return to normalcy late in the second quarter potentially.

### ADMINISTERED DOSES ACCELERATING

What Is the Limit?

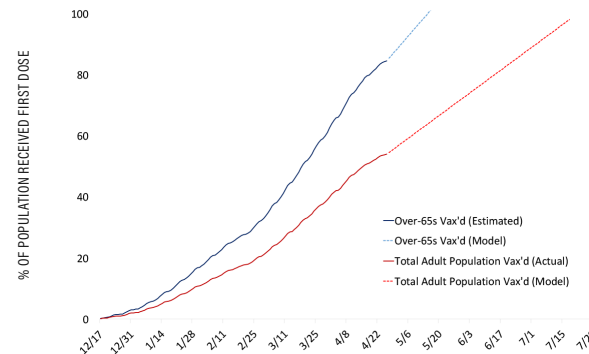


**TAKE AWAY:** Dose throughput has continued to decelerate sharply.

*Takes current trend since January 1 and extrapolates forward.*

### HERD IMMUNITY BY LATE Q2?

Vulnerable Population Vaccination Rates

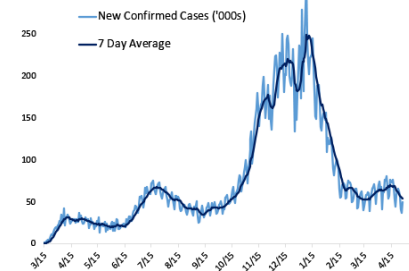


**TAKE AWAY:** US still on track to hit herd immunity this summer despite slowing uptake.

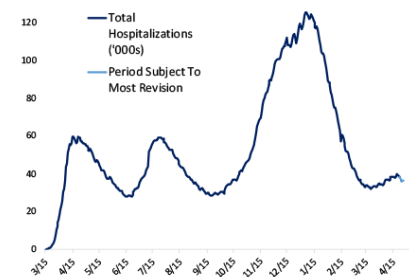
*Percent of over-16 population receiving at least 1 dose.*

### U.S. NATIONAL COVID TRACKING

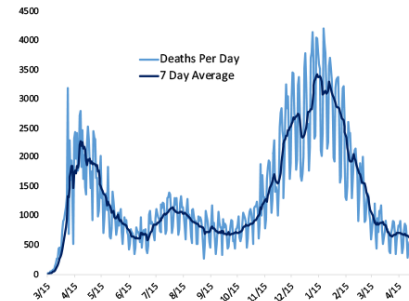
#### NEW CASES



#### HOSPITALIZATION RATE

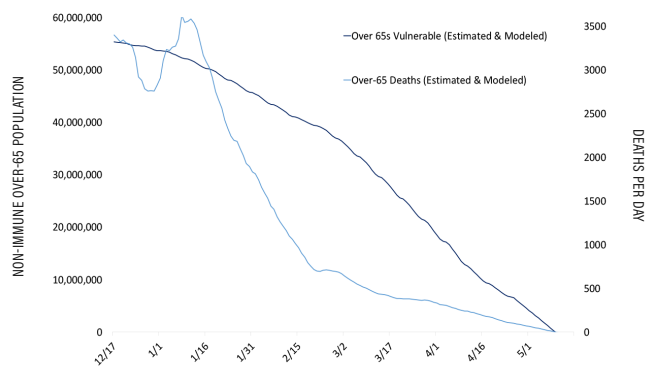


#### DEATH RATE



### EXPECT DEATHS TO PLUMMET

As Vulnerable Population Gets Vaccine



**TAKE AWAY:** At >80% vaccinated, over-65 deaths are falling rapidly.

*"Vulnerable" population is estimated Over 65s less estimated Over-65 Cases & Over-65 Vaccinations*

### STATES ARE HAVING MIXED VACCINATION RESULTS

| INJECTIONS % OF ALLOCATION |       |       |      | % OF POPULATION RECEIVING 1+ DOSE |      |      |       |      |      |       |      |
|----------------------------|-------|-------|------|-----------------------------------|------|------|-------|------|------|-------|------|
| RANK                       | STATE | ▲ %   | RANK | STATE                             | ▼ %  | RANK | STATE | ▲ %  | RANK | STATE | ▼ %  |
| 1                          | NH    | 89.70 | 41   | NC                                | 73.1 | 1    | NH    | 72.9 | 41   | SC    | 45.6 |
| 2                          | ND    | 87.80 | 42   | TN                                | 71.2 | 2    | MA    | 67.0 | 42   | AR    | 45.2 |
| 3                          | WI    | 87.40 | 43   | SC                                | 70.9 | 3    | CT    | 66.5 | 43   | ID    | 44.8 |
| 4                          | MN    | 86.50 | 44   | OK                                | 69.8 | 4    | VT    | 65.3 | 44   | GA    | 44.5 |
| 5                          | NM    | 86.40 | 45   | AK                                | 69.1 | 5    | ME    | 65.0 | 45   | WV    | 43.7 |
| 6                          | ME    | 86.10 | 46   | WV                                | 69.0 | 6    | HI    | 64.3 | 46   | WY    | 43.4 |
| 7                          | NJ    | 86.00 | 47   | GA                                | 68.0 | 7    | NJ    | 64.0 | 47   | TN    | 43.1 |
| 8                          | MA    | 85.10 | 48   | AR                                | 68.0 | 8    | NM    | 63.9 | 48   | LA    | 41.6 |
| 9                          | IA    | 84.50 | 49   | MS                                | 65.3 | 9    | RI    | 63.4 | 49   | AL    | 40.9 |
| 10                         | UT    | 84.50 | 50   | AL                                | 62.5 | 10   | CA    | 60.7 | 50   | MS    | 39.9 |

**TAKE AWAY:** The South remains far behind the rest of the country in vaccine uptake.

*Share first injections as a share of total doses allocated to state by the federal government.*



# WEEKLY COVID-19 VACCINE TRACKER

## RETURNING TO NORMALCY

### Contact Us



800.368.4410



[CLIENTSERVICE@AMG.COM](mailto:CLIENTSERVICE@AMG.COM)



[FOLLOW](#)

Information or opinions expressed herein are general and educational in nature and have been provided for information purposes only. Neither the information nor opinions expressed constitute investment or health advice and it is not intended, nor should it be considered, as an endorsement of any specific investment strategy.

The views expressed represent the opinions of Bespoke Investment Group, LLC and are not intended as a forecast or guarantee of future results. Past performance is no guarantee of future results. The information and opinions contained herein are current as of the date published and are subject to change without notice. Information has been obtained from sources believed to be reliable, but its accuracy, completeness, and interpretation are not guaranteed. Bespoke Investment Group, LLC is not affiliated with AMG Funds LLC nor any of its affiliates. Copyright © 2021 Bespoke Investment Group, LLC. All rights reserved. Reproduction and distribution is prohibited without express permission.

AMG Funds, LLC cannot guarantee that the information herein is accurate, complete, or timely. AMG Funds, LLC makes no warranties with regard to such information or results obtained by its use, and disclaims any liability arising out of your use of, or any reliance on, such information.

© 2021 AMG Funds LLC. All rights reserved. See [amgfunds.com](http://amgfunds.com) for additional disclosures, our privacy policy and terms of use.